

MALE | CONCEALABLE SIZING FORM

Please Print

Officers Full Name: _____ Badge Number: _____

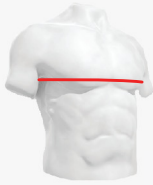
Department: _____ Telephone No.: () _____

Measured By: _____ Data of Measuring: _____

Distributor's Name: _____ PO# _____

HEIGHT: _____ ft. _____ ins. WEIGHT: _____ lbs.

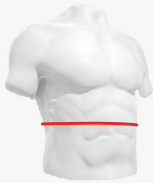
Take ALL measurements to the nearest full inch. If rounding is necessary, round UP on Girth and round DOWN on length.



MEASURE STANDING

FULL CHEST MEASUREMENT

Measure around widest part / apex of the chest, ensuring that the measuring tape is level across the back as well. Have the officer hold tape across their chest as you measure around to the back.

 ins.


TOTAL GIRTH MEASUREMENT

Use this Total Girth Measurement for selecting a Front/Back Panel Width below. Measure around the widest part of the abdomen. Have the officer hold tape across their abdomen as you measure around to the back. Add the desired overlap to the girth measurement to achieve "Total Girth" measurement.

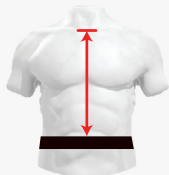
 ins.

GIRTH _____ + OVERLAP _____ = TOTAL GIRTH

FRONT PANEL WIDTHS:	16	18	20	22	24	26	28	30	32	34
BACK PANEL WIDTHS:	16	18	20	22	24	26	28	30	32	34

Overlap Calculation Chart	<input type="checkbox"/> Butt Fit - add 2"
	<input type="checkbox"/> 1" Overlap - add 4"
	<input type="checkbox"/> 2" Overlap - add 6"

NOTE: Front panel must be as wide or wider than back panel to allow for wrap-around coverage.



MEASURE SEATED

FRONT CENTER LENGTH MEASUREMENT

Sitting in a relaxed position at a 90° angle, measure from the clavicle notch to top of the duty belt.

 ins.

FRONT CENTER _____ - 1" = FRONT CENTER LENGTH



MEASURE STANDING

NOTE: Front/Back panel lengths should not be more than 2" difference.

BACK LENGTH MEASUREMENT

Use this Back Length Measurement for selecting a Back Panel Length below. Measure from the nape (back neck bone) down to the top of the duty belt. Multiply that measurement by .80.

 ins.

BACK MEASUREMENT _____ X .80 _____ = BACK LENGTH

Fill out for verification check only

SIZE	<input type="text"/>	<input type="text"/>	-	<input type="text"/>	<input type="text"/>
	FRONT PANEL WIDTH	FRONT PANEL LENGTH		BACK PANEL WIDTH	BACK PANEL LENGTH

ARMOR TECH

BODY ARMOR

CARRIERS

SIZING

IMPACT PLATES

NIJ WARRANTY

USE & CARE GUIDELINES

SAFARILAND